

# Kelsale-cum-Carlton Parish Council Written Summary of Oral Submission (and update) to Issue Specific Hearing 12 on Community, Amenity and Recreational, Human For Deadline 8, 24th September 2021



## 3. Potential Adverse effects on Human Health and Living Conditions of Residents through construction and operation

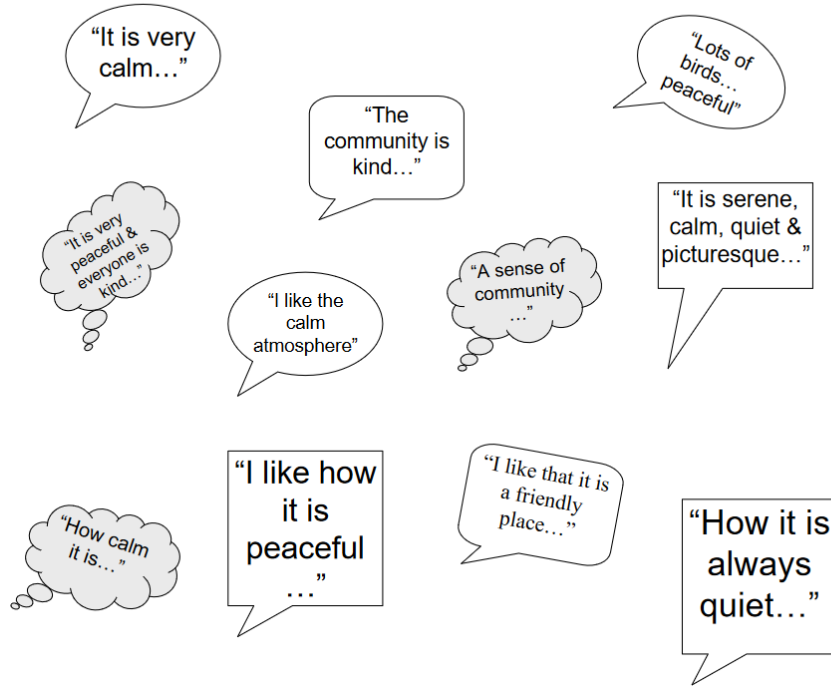
Kelsale-cum-Carlton Parish Council (KcCPC) wish to draw attention to the following:

- i. **Night Time rail operation.** It is unclear what measures will be put in place to avoid or mitigate the nuisance to our residents who will suffer the noise (as demonstrated by a night run on the Branch line to the South of KcC).
- ii. **Saturday working at the Associated Development Sites** – Is there no respite for residents? – the issue of noise and pollution will last for years.
- iii. **Whether extent of construction period and rural nature of the location has properly assessed activities including traffic.**

The best answer our Parish can give to this is to use the words of the children at Kelsale School at a Neighbourhood Plan Initiation Event:

## Children at our School like...

The children at Kelsale School have strong, clear views about what they like of Kelsale cum Carlton...

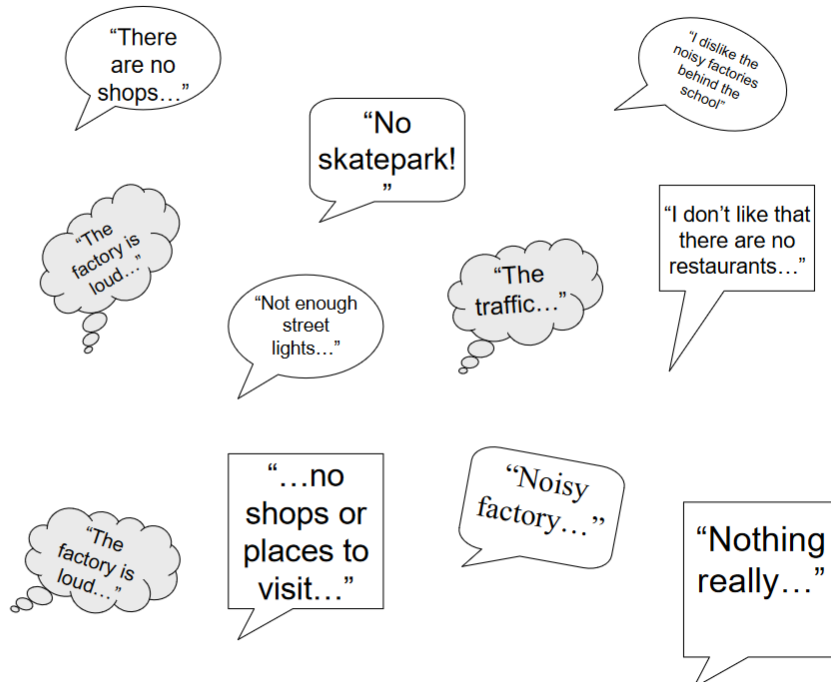


This is backed up by a survey of adults at the same time asking what KcC residents love about KcC . Attendance across both the Saturday and Sunday gave their top likes of the Parish, and the number one attribute was Peace and Tranquillity, the second being the People and the third being Beauty of the Village and the Rural Communities.

The children were also asked what they didn't like about the Parish:

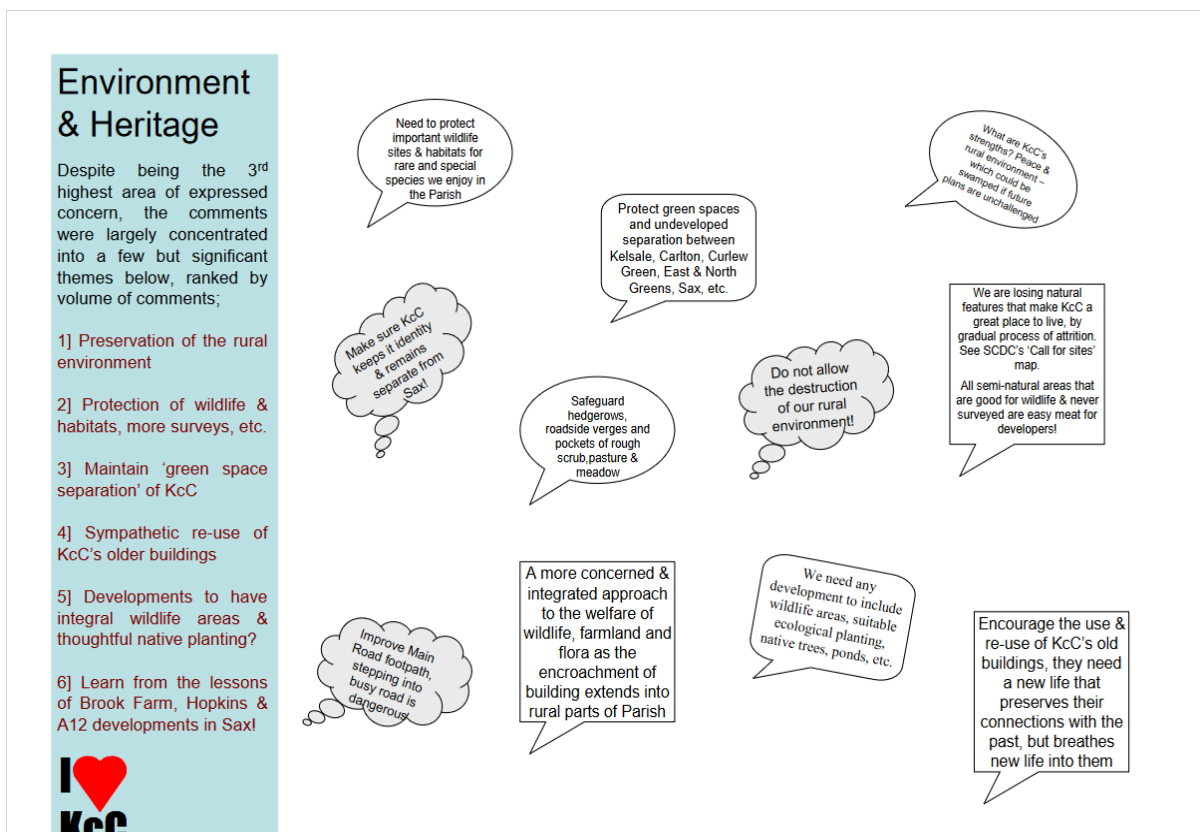
## ...and what they don't like!

The children at Kelsale School have strong, clear views about what they dislike of Kelsale cum Carlton...



You will note noise is a theme!

Another summary of residents thoughts is below:



The development of 42 houses on Main Road as part of the Local Plan has caused much distress, the most recent incident (after the contractor previously setting fire to a hedge, and rupturing a gas main) being due to the removal of top soil and substrate in advance of building. The work has taken several weeks and the distress of it has caused one resident to drive to family in another part of the County during the day.

Complaints have been made to the Developer, the Parish Council, Suffolk County Council and East Suffolk District Council.

This is an extract of a letter written by a resident to the Developer: *"I write with regard to your development on Main Road, Kelsale, Suffolk IP17. The level of disturbance (noise pollution, damage, dirt, dust etc.) from your earth moving trucks proceeding through what was normally a quiet, almost pedestrian, rural village is now alarming. The traffic and its phenomenal volume over our ... this level of heavy traffic, is proving unacceptable and detrimental to many residents .... There is in addition to physical matters also mental stress caused to some residents. I am attaching images of the type of damage which is in addition to the layers of dust that have settled and are building and prevent residents from opening their windows. For your further information, with an ambient noise level around 30/35 decibels it increases to in excess of 80 decibels when your earth movers come through"*

How can anyone possibly say the impact of such an 'exceptionally large and complex project' as SZC will not cause the most monumental negative physical and mental health impacts?

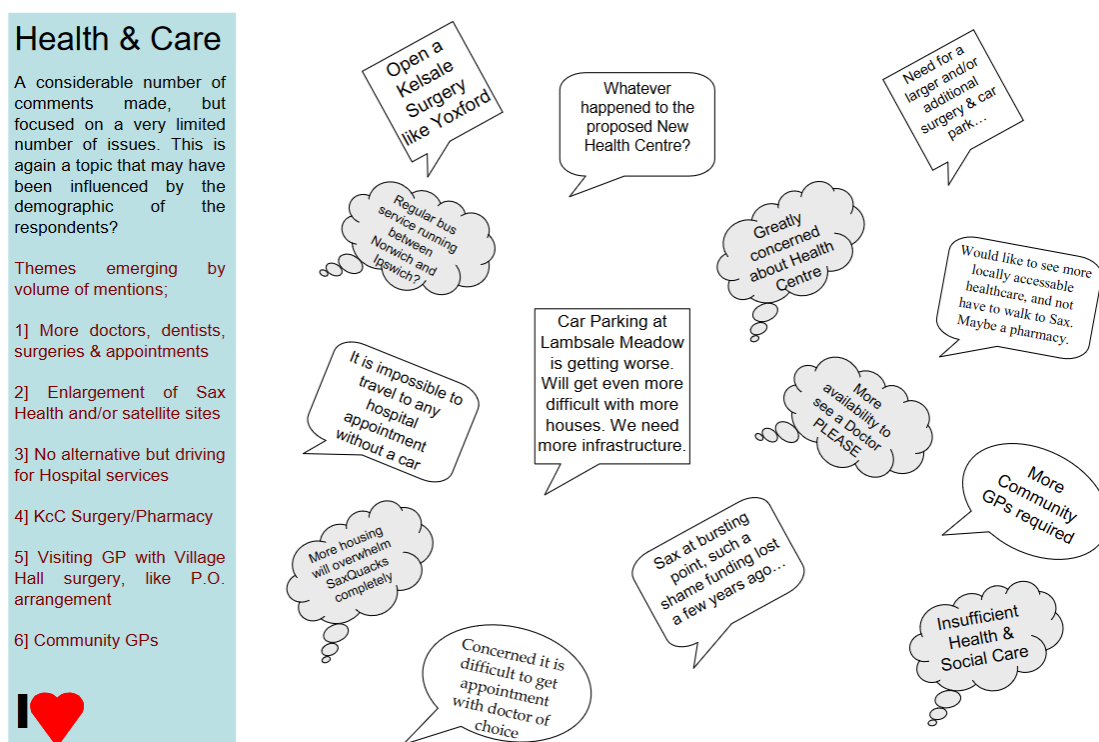
Where will residents go for peace and tranquillity? Certainly not their own back gardens. Many residents will simply not be able to comprehend the vast scale of this, and with the cumulative impact of other potential developments it is potentially unbearable.

I mentioned 'Rat Running' as an example of the impact on quiet rural pastimes; walking, riding, cycling, not just because of its nuisance value.#

## 5. Cumulative Impacts on Health and Well Being

### i. Suitability of assessment and understanding of the broader effects on health and well being including any effects of economic displacement and provision of social care and community health provision

Residents pre-pandemic were already aware of issues with local healthcare as demonstrated below:



The increase in housebuilding in the recently adopted Local Plan places extra strain on infrastructure.

Although the lack of dentists is well known, with people having to travel miles to find one (usually via the A12) to receive treatment, there is also an issue with access to GPs and A&E, where a trip on the A12 is required. Irrespective of reassurances regarding Occupational Health facilities being available at the Sizewell C Site, it must be assumed some or all emergency treatment for those working on site and/or live on the campus will also be via Ipswich Hospital or Great Yarmouth, thereby exacerbating strain on scarce resources.

The majority of residents in KcC and neighbouring Parishes largely live on unpaved single carriageways and are also concerned about the knock on consequences of 'Rat Running' - for example access for blue light services in an emergency.

Such an 'unusually large and complex project' as SZC will not only create its own traffic but displace other road users.